



TECHNICAL DATASHEET GALOTRAX 600B

CONTACT US:

1 Grande rue
54540 MONTIGNY, FRANCE
Tel: +33 3 83 42 15 79



WWW.PLAISANCE-EQUIPEMENTS.COM

B SERIE

Exclusive PTO technology, 2 rotation speeds, increasing torque level, no clutch. A system that combines flexibility, comfort and productivity.

GALOTRAX 600B

GENERAL INFORMATION

Constructor	PLAISANCE EQUIPEMENTS SAS
Brand	Plaisance
Type	Self-propelled machine
Version	GALOTRAX 600 B
Power grip	Mechanical

FEATURES

Advancement	Hydrostatic advancement with 2 speed ranges 0-4 km/h and 0-7 km/h
	Suptronic advancement control (automatic adaptation of the self-propelled vehicle's advance according to the engine speed)
	D5 Caterpillar
	BONFIGLIOLI gearmotor
	Steering mode: Independent tracks
Caterpillars size	Overall width: 2911 mm
	Width: 32" (812,80 mm)
Frame	Integral frame made of high strength steel. Floating linkage. Full shielding.
Engine location and layout	On the back, longitudinal
Driver's cab location	Front central position

	ENGINE
Denomination	Manufacturer: CATERPILLAR
	Type: C15
General description	Inner combustion engine with reciprocating pistons and crankshaft
	Power rating: 540 hp – Engine capacity: 15,1 l
	Cycle: Diesel
Number and disposition of cylinders	6 cylinders in-line
Maximum torque	2466 nm at 1400 rotation/min
Maximum rotation speed	2100 rotation/min
Engine power supply mode	Common rail fuel injection
Air filter type	Dry, with cartridges
Ignition	By compression
Engine cooling	By forced water circulation and water cooler

	CAB
Display and control	Full digital display (mulcher rotation, gauges, indicators, diagnostic, settings...)
	Advancement control by joysticks
Safety	Lexan-Margard® safety glass (12 mm)
	ROPS-FOPS-OPS approval
Equipment	New air-conditioning system, soundproofed, pressurized and high-comfort damping system
	Work light: 2 front working lights and 2 rear working lights
	High comfort seat (Public works type)
	Stereo USB-Bluetooth radio

	EXTRA INFORMATION
Fuel type	Diesel
Fuel tank	860 l steel tank on the left side of the frame
Hydraulic tank	261 l steel tank on the right side of the frame

MULCHER TECHNICAL DESCRIPTION

BF 652 2500

MULCHER

Rotor width	2,5 m
Rotor diameter	590 mm
Use	Forestry mulching
Teeth	Single or double carb tips + side teeth
Teeth position on the rotor	Fixed - Helical and V positions
Side belts transmission to rotor	2 Polychain belts in carbon
Curtain of chains	Triple anti-projection curtain of chains
Protection door	Hydraulic with two cylinders (public works)
Hydraulic rake	With two cylinders (public works)
Frame	High tensile steel and HARDOX 450®
Rolling	Heavy duty roller bearings with double rows of rollers. Made with mass cut steel bearing.
Rotor axis	Bolted shafts
Skids	HARDOX 450® soles Adjustable in 3 positions: +45 mm / 0mm / - 45mm
Protections	Anti-wire, bolted and interchangeable cut in mass
Hitch	Hydraulic third point

SINGLE CARB TIPS



Wood tool

OF3
95 to 110 teeth



Wood tool

OF8
95 to 110 teeth



Wood tool

OF7
45 to 50 teeth

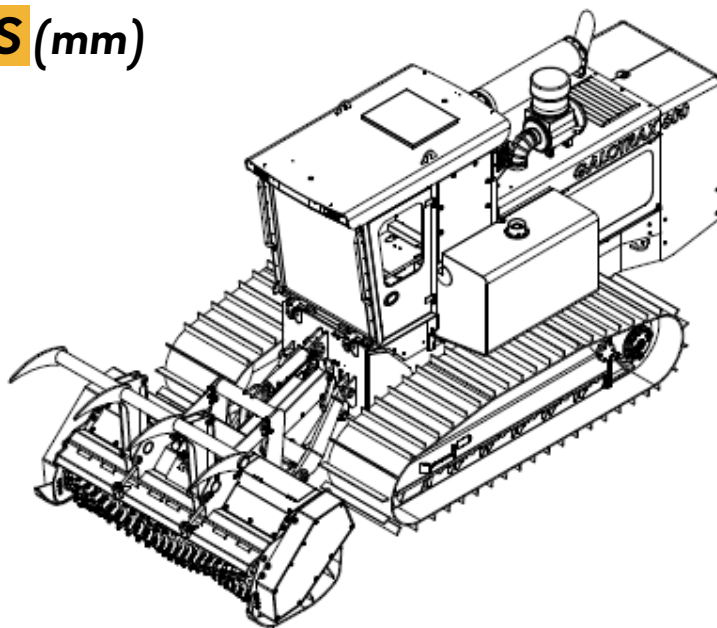
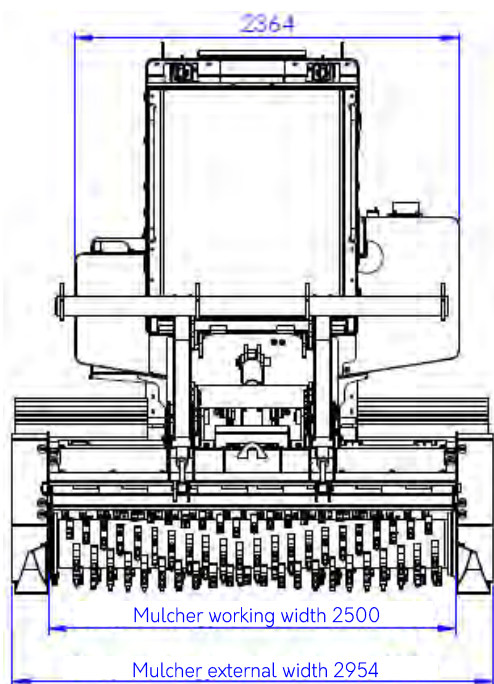


Stone tool

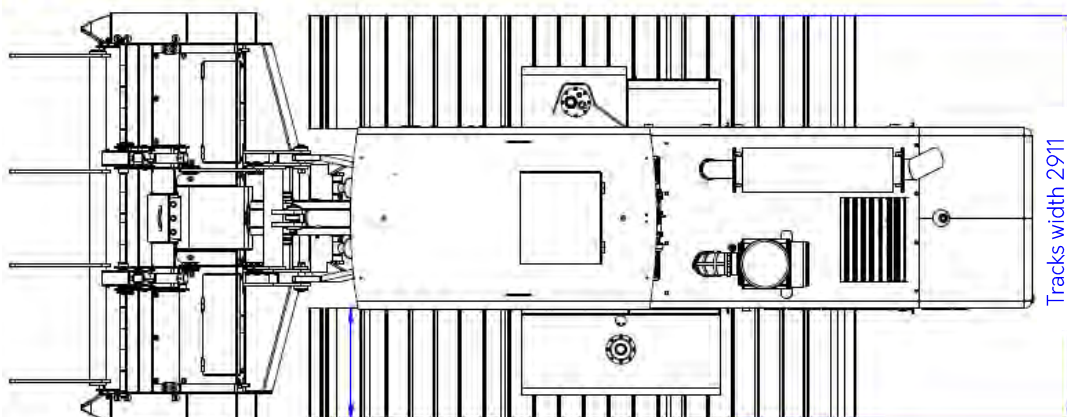
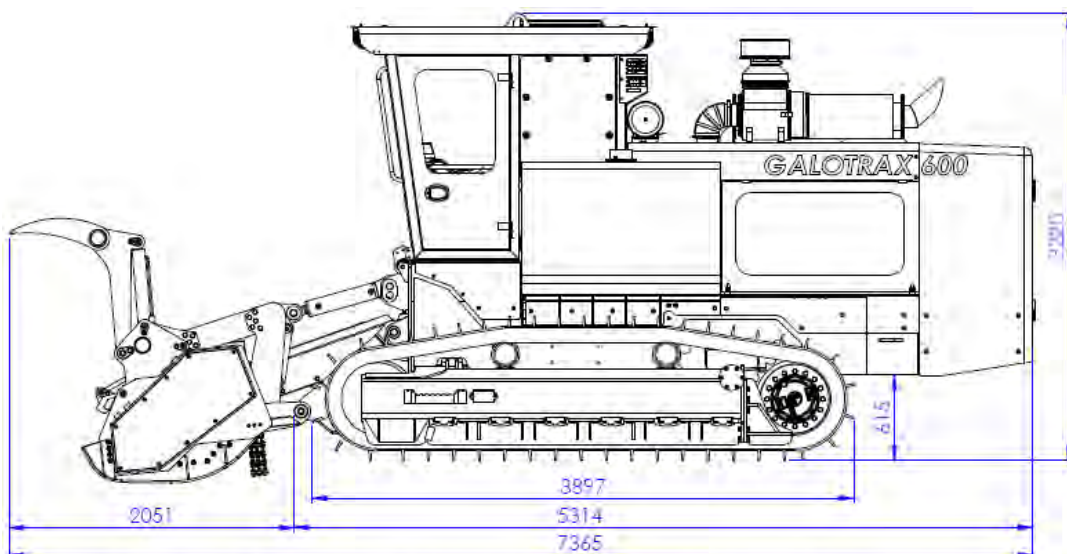
OM4
45 to 50 teeth

DOUBLE CARB TIPS

PLAN AND DIMENSIONS (mm)



TOTAL WEIGHT: 18 100 kg



CABIN INTERIOR



VISIBILITY



